



		Introductory sub-table (I)(a)	
Name of the Company: ABG Infralogistics Limited			
Scrip Code, Name of the scrip, class of security: 520155, ABG and Equity Shares			
Quarter ended: 30/09/2014			
Partly paid-up shares:-	No. of partly paid-up shares	As a % of total no. of partly paid-up shares	As a % of total no. of shares of the company
Held by promoter/promoter group	N.A	N.A	N.A
Held by public	N.A	N.A	N.A
Total			
Outstanding convertible securities:-	No. of outstanding securities	As a % of total no. of outstanding convertible securities	As a % of total no. of shares of the company, assuming full conversion of the convertible securities
Held by promoter/promoter group	N.A	N.A	N.A
Held by public	N.A	N.A	N.A
Total			
Warrants:-	No. of warrants	As a % of total no. of warrants	As a % of total no. of shares of the company, assuming full conversion of warrants
Held by promoter/promoter group	N.A	N.A	N.A
Held by public	N.A	N.A	N.A
Total			
Total paid-up capital of the company, assuming full conversion of warrants and convertible securities	11,966,985		100



Statement Showing Shareholding Pattern									
Category code	Category of Shareholder	Number of Shareholders	Total number of Shares	Table III(a)		Number of shares held in dematerialised form	Total shareholding as a percentage of total number of shares		Shares pledged or otherwise encumbered
				(A)	(B)		(IV)	(V)	
(i)	(ii)	(iii)	(iv)	(v)	(vi)	(vii)	(viii)	(ix)	(x)
(A)	Shareholding of Promoter and Promoter Group ²								
1	Indian								
(a)	Individuals/Hindu Undivided Family	2	7766947	64.90	7766947	0	64.90	0	0.00
(b)	Central Government/State Government(s)	0	0	0.00	0	0	0.00	0	0
(c)	Bodies Corporate	0	0	0.00	0	0	0.00	0	0
(d)	Financial Institutions/Banks	0	0	0.00	0	0	0.00	0	0
(e)	Any Other (Specify)	0	0	0.00	0	0	0.00	0	0
(e-i)	Directors/Partners	0	0	0.00	0	0	0.00	0	0
(e-ii)	Group Companies	0	0	0.00	0	0	0.00	0	0
	Sub Total (A1)	2	7766947	64.90	7766947	0	64.90	0	0.00
2	Foreign								
a	Individuals (Non-Residents/Individuals/Foreign Individuals)	0	0	0.00	0	0	0.00	0	0
b	Bodies Corporate	0	0	0.00	0	0	0.00	0	0
c	Institutions	0	0	0.00	0	0	0.00	0	0
d	Qualified Foreign Investor	0	0	0.00	0	0	0.00	0	0
e	Any Other (Specify)	0	0	0.00	0	0	0.00	0	0
	Sub Total (A2)	0	0	0.00	0	0	0.00	0	0
	Total Shareholding of Promoter and Promoter Group (A1+A2) (A3)	2	7766947	64.90	7766947	0	64.90	0	0.00
(B)	Public Shareholding								
1	Institutions								
(a)	Mutual Funds/UTI	5	682330	5.71	679230	0	5.71	0	0
(b)	Financial Institutions/Banks	1	100	0.00	0	0	0.00	0	0
(c)	Central Government/State Government(s)	0	0	0.00	0	0	0.00	0	0
(d)	Venture Capital Funds	0	0	0.00	0	0	0.00	0	0
(e)	Insurance Companies	0	0	0.00	0	0	0.00	0	0
(f)	Foreign Institutional Investors	2	492518	4.03	492518	0	4.03	0	0
(g)	Foreign Venture Capital Investors	0	0	0.00	0	0	0.00	0	0
(h)	Qualified Foreign Investor	0	0	0.00	0	0	0.00	0	0
(i)	Any Other (Specify)	0	0	0.00	0	0	0.00	0	0
	Sub-Total (B1)	8	1165548	9.74	1161748	0	9.74	0	0.00



Sl. No.	Category	Count	Amount	Count	Amount	Count	Amount
B.2	Non-Institutions						
(a)	Bodies Corporate	137	261544	211	2.21	0	0
(b)	Individuals						
I	Individual shareholders holding nominal share capital up to Rs 1 lakh	4335	677314	6.81	6.81	0	0
II	Individual shareholders holding nominal share capital in excess of Rs. 1 lakh	11	378552	3.16	3.16	0	0
(c)	Qualified Foreign Investor	0	0	0.00	0.00	0	0
(d)	Other (Specify)						
(d-1)	Trusts	0	0	0.00	0.00	0	0
(d-2)	Clearing Member	7	47900	0.40	0.40	0	0
(d-3)	Non Resident Entities	32	27619	0.24	0.24	0	0
(d-4)	Overseas Bodies Corporate	1	1500000	12.53	12.53	0	0
	Sub-Total (B)(2)	4323	2893029	25.36	25.36	0	0.00
(B)	Total Public Shareholding (B) = (B)(1)+(B)(2)	4531	4054777	35.10	35.10	0	0.00
	TOTAL (A)+(B)	4533	31966585	300.00	100.00	0	0.00
(C)	Shares held by Custodians and against which Depository Receipts have been issued						
1	Promoter and Promoter Group	0	0	0	0.00	0	0.00
2	Public	0	0	0	0.00	0	0
	Sub-Total (C)	0	0	0	0	0	0
	GRAND TOTAL (A)+(B)+(C)	4533	31821724	300	100.00	0	0.00



(H)(c) Statement showing holding of securities (including shares, warrants, convertible securities) of persons belonging to the category *Promoter and Promoter Group*


Sr. No.	Name of the shareholder	Details of Shares held		Encumbered shares (*)			Details of warrants			Details of convertible securities			Total shares (including underlying shares assuming full conversion of warrants and convertible securities) as a % of diluted share capital
		Number of shares held	As a % of grand total (A)+(B)+C	No.	As a percentage	As a % of grand total (A)+(B)+(C) of sub-clause (i)(a)	Number of warrants held	As a % total number of warrants of the same class	Number of convertible securities held	As a % total number of convertible securities of the same class	Number of convertible securities held	As a % total number of convertible securities of the same class	
(i)	(ii)	(iii)	(iv)	(v)	(vi)=(v)/(iii)*100	(vii)	(viii)	(ix)	(x)	(xi)	(xii)	(xiii)	
1	Saket Agarwal	7711000	64.44	0	0.00	0.00	0	0	0	0	0	0	
2	Archana Agarwal	55947	0.47	0	0.00	0.00	0	0	0	0	0	0	
	TOTAL	7766947	64.90	0	0.00	0.00	0	0	0	0	0	0	

(*) The term "encumbrance" has the same meaning as assigned to it in regulation 28(3) of the SAST Regulations, 2011

(i)(c)(i) Statement showing holding of securities (including shares, warrants, convertible securities) of persons belonging to the category "Public" and holding more than 1% of the total number of shares

Sr. No.	Name of the shareholder	Number of shares held	Shares as a percentage of total number of shares (i.e., Grand Total (A)+(B)+(C) indicated in Statement at para (1)(a) above)	Details of warrants		Details of convertible		Total shares (including underlying shares assuming full conversion of warrants and convertible securities) as a % of diluted share capital
				Number of warrants held	As a % total number of warrants of the same class	Number of convertible securities held	% w.r.t total number of convertible securities of the same class	
1	PSA India PTE Ltd	1500000	12.53	0	0	0	0	0
2	ICICI Prudential Dynamic Plan Eastpring Investments India Infrastructure Equity	606887	5.07	0	0	0	0	0
3		461265	3.85	0	0	0	0	0
4	Ravira Developers Limited	127417	1.06	0	0	0	0	0
TOTAL		2695569	22.53	0	0	0	0	0






(i)(c)(ii) Statement showing holding of securities (including shares, warrants, convertible securities) of persons (together with PAC) belonging to the category "Public" and holding more than 5% of the total number of shares of the company

Sr. No.	Name(s) of the shareholder(s) and the Persons Acting in Concert (PAC) with them	Number of shares	Shares as a percentage of total number of shares (i.e., Grand Total (A)+(B)+(C) indicated in Statement at para (i)(a) above)	Details of warrants		Details of convertible		Total shares (including underlying shares assuming full conversion of warrants and convertible securities) as a % of diluted share capital
				Number of warrants	As a % total number of warrants of the same class	Number of convertible securities held	% w.r.t total number of convertible securities of the same class	
1	PSA India PTE Ltd	1500000	12.53	0	0	0	0	0
2	ICICI Prudential Dynamic Plan	606887	5.07	0	0	0	0	0
TOTAL		2106887	17.61	0	0	0	0	0




(i)(d) Statement showing details of locked-in shares

Sr. No.	Name of the shareholder	Number of locked-in shares	Locked-in shares as a percentage of total number of shares (i.e., Grand Total (A)+(B)+(C) indicated in Statement at para (i)(a) above)
1		0	0.00
TOTAL		0	0.00



(ii)(a) Statement showing details of Depository Receipts (DRs)

Sr. No.	Type of outstanding DR (ADRs, GDRs, SDRs, etc.)	Number of outstanding DRs	Number of shares underlying outstanding DRs	Shares underlying outstanding DRs as a percentage of total number of shares {i.e., Grand Total (A)+(B)+(C) indicated in Statement at para (i)(a) above}
1		0	0	0.00
TOTAL		0	0	0.00



(U)(b) Statement showing holding of Depository Receipts (DRs), where underlying shares held
By "promoter/promoter group" are in excess of 1% of the total number of shares

Sr. No.	Name of the DR Holder	Type of outstanding DR (ADRs, GDRs, SDRs, etc.)	Number of shares underlying outstanding DRs	Shares underlying outstanding DRs as a percentage of total number of shares (i.e., Grand Total (A)+(B)+(C) indicated in Statement at para (U)(a) above)
1		0	0	0.00
TOTAL		0	0	0.00